

✓ DO recycle

- ✓ Household plastic bottles and containers with a ♻️ to ♻️ on them - i.e. soft drink bottles or milk bottles, yoghurt tubs, ice cream containers, etc
- ✓ Aluminium and steel cans (rinsed and squashed)
- ✓ Whole glass bottles and jars
- ✓ All newspaper, flattened cardboard boxes



Remember to take the lids off and wash and squash all your plastic bottles before you place them in your recycling bin.

✗ These items DO NOT belong in your recycling bin or with your bundled paper

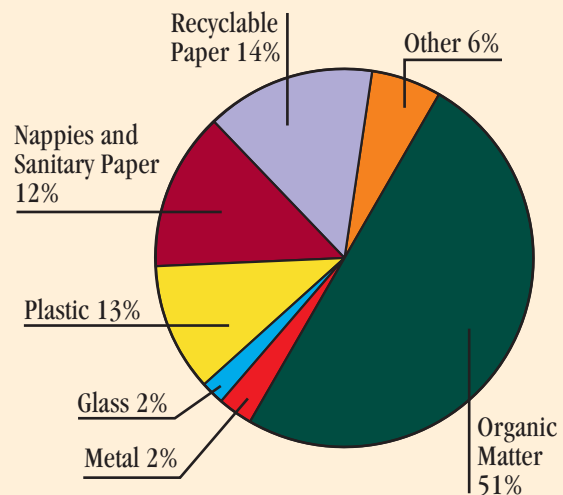
- ✗ Plastic toys, kitchenware, wrap or bags
- ✗ Expanded polystyrene
- ✗ Plastic bottles that have contained poisons, herbicides, oil or hazardous waste
- ✗ Plastic wrap or plastic bags
- ✗ Broken glass bottles, plates, cups, mirrors or window glass, light bulbs
- ✗ Aluminium foil or foil trays
- ✗ Waxed cartons, foil-lined cartons or tissues
- ✗ Oil-soaked cardboard

Reducing Your Rubbish What's in the Bag?

A 2007 waste analysis of Waitakere City kerbside rubbish bags revealed that half the bag contents was organic waste and more than 20% could have been recycled through kerbside recycling.

- Separate your recyclables at home
- Get involved in composting organic waste (food scraps, lawn clippings, green waste, etc)

The implications are clear. If recyclable materials are separated at home, residents save money and help the city to achieve its waste minimisation goals.



Reducing and managing your rubbish at home

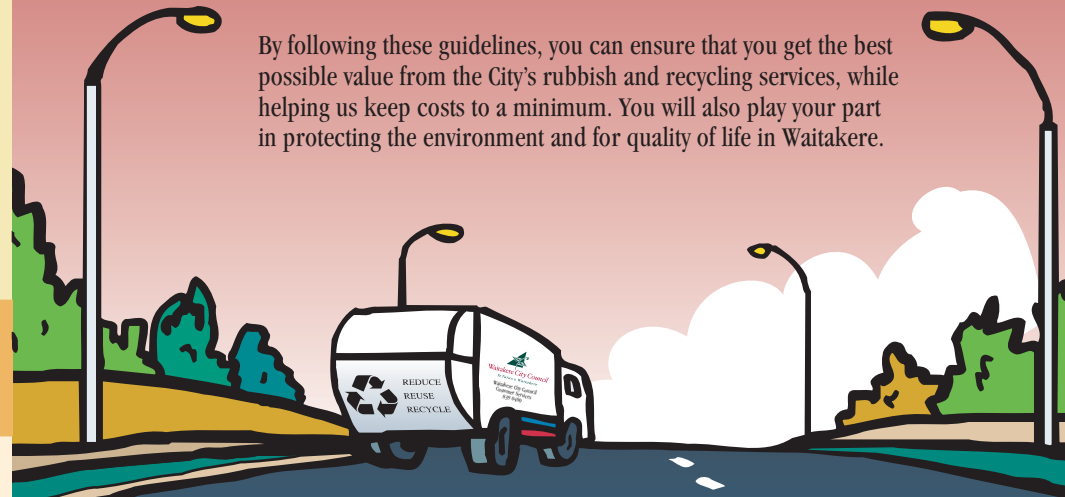
Reducing rubbish makes sense for everyone:

- It reduces current and future costs to the city (and to ratepayers)
- It reduces demands on the environment and natural resources
- It reduces the amount of material taken to landfills

Consider:

- Buying products that use less packaging (economy sizes, refills or concentrates)
- Telling retailers "NO BAG PLEASE", when you are buying just one or two items
- Reusing boxes and jars for storage
- Donating reusable items to charities or "op shops" and taking old clothes to clothing recycling bins

By following these guidelines, you can ensure that you get the best possible value from the City's rubbish and recycling services, while helping us keep costs to a minimum. You will also play your part in protecting the environment and for quality of life in Waitakere.



And remember . . .

Reduce, Reuse, Recycle.
It's the right thing to do.


Waitakere City Council
Te Taiao o Waitakere

Civic Centre, 6 Henderson Valley Road, Henderson
Private Bag 93109, Waitakere City 1231
Telephone: 839 0400, Facsimile: 839 0412
Email: info@waitakere.govt.nz
Website: www.waitakere.govt.nz
Produced by the Solid Waste Business Unit, March 2008

This brochure is printed on recycled paper using mineral-free inks


Waitakere City Council
Te Taiao o Waitakere

YOUR GUIDE TO Rubbish and Recycling at Home









*Reduce,
Reuse,
Recycle.
It's the right
thing to do.*

WEEKLY Rubbish Collection

- Use grey WCC official refuse bags (15kg max per bag)
- Place bags in clear view on the kerb by 7.30am on your collection day (not the night before, to avoid 'dog strike')
- ✓ Broken glass or sharp objects must be wrapped
- ✓ Take steps to reduce your rubbish (see 'Reducing your Rubbish. What's in the Bag?')

If you are unsure about your collection day, call our 24-hour Call Centre on 839 0400.

FORTNIGHTLY Recycling (Blue Bin and Paper)

- Place your recycling bin and bundled paper on the kerb by 7.30am on your recycling collection day
- ✓ Only recycle plastic bottles/containers with      and  on the bottom. Wash, squash and remove lids
- ✓ Rinse and squash cans (tin and aluminium)
- ✓ Rinse glass bottles and jars
- ✓ Newspapers, magazines and circulars should be securely placed in plastic or paper bags, or tied with string and placed next to your recycle bin.
- ✓ Boxes and cartons should be flattened and placed next to your recycling bin.



- ✗ No window glass, broken glass, or paint tins
- ✗ Do not include waxed cartons, plastic-coated or foil-lined cartons, oil-soaked cartons or tissues
- ✗ No plastic film, meat trays, expanded polystyrene packaging/products, or motor oil containers.

If you do not have a blue recycling bin, call our 24-hour Call Centre on 839 0400. New dwellings receive a free bin. Damaged or broken bins will be repaired or replaced free of charge.

ANNUAL Inorganic Collection

- You will be advised by flyer shortly before your collection date
- Place your inorganic waste neatly on the kerb during the weekend prior to the collection

Anyone who witnesses people illegally dumping or scavenging inorganic rubbish should record the date, time and vehicle registration details.

To report illegal dumping and scavenging, contact our Call Centre on 839 0400.

The following items will be collected:

- ✓ Furniture (chairs, tables, cabinets etc)
- ✓ Lawnmowers, wheelbarrows
- ✓ Computers, televisions
- ✓ Carpets
- ✓ Metal items, from your household renovations e.g. corrugated iron roofing, pipes etc
- ✓ Appliances (washing machines, stoves and fridges)
- ✓ No more than a car trailer load of inorganic

Please check your flyer for the list of what you cannot put out in the inorganic collection.

Refuse & Recycling Transfer Station

50 The Concourse, Henderson

The Refuse and Recycling Transfer Station accepts most forms of waste from your home, including general refuse, garden waste and inorganic waste.

- Opening hours are:
Monday to Friday 5am-8pm
Saturday 8am-5pm Sunday 8am-4pm

Fees for disposal are noted at entrance or contact our 24-hour Call Centre on 839 0400.

- ✓ Household quantities of hazardous waste can be disposed of free of charge by Waitakere City residents, including: paints, solvents, cleaning fluids, batteries, fertilisers, herbicides, pesticides, petrol and oil. (Proof of residency required).

We cannot accept any:

- ✗ PCBs
- ✗ Asbestos
- ✗ Explosives - ammunition
- ✗ Hazardous waste from commercial sources

The Refuse and Recycling Station is closed on Christmas Day, New Year's Day, Good Friday and ANZAC Day.

