



Waitakere City Council

Te Taiao o Waitakere

Public Opinion Survey on Liquor Bans

Fireworks Display, Trusts Stadium

3rd November 2007

Provided for

Waitakere City Council

Conducted by



Survey Title	Public Opinion Survey on Liquor Bans
Sponsor(s)	<ul style="list-style-type: none"> • Surveys commissioned by Safe Waitakere, Waitakere City Council • Digital survey assistance, in conjunction with TouchPoll NZ, by Public Affairs, Waitakere City Council • Results from the November 2007 TouchPoll survey are shown in this report • A telephone survey using a standard random sampling technique was conducted in January 2008 by interviewers from Consumer Link Limited. These results, statistically representative of residents aged 18 and over living in Waitakere City, were analysed in-house
Main objective(s)	<ul style="list-style-type: none"> • To determine the extent of public support for liquor bans and opinions of location and time of day any bans should be in effect (if at all).
Key findings/ results	<ul style="list-style-type: none"> • 82 percent of respondents 'agree a lot' with the Council introducing liquor bans • Half the respondents 'agree a lot' with the Council controlling where liquor outlets are located • 41 percent agree with limiting hours of operation of liquor outlets • 63 percent agree with increasing education on liquor
Other outcomes	<ul style="list-style-type: none"> • The findings have been used to help identify current liquor ban sites and times • Six months after the adoption of the "Control of Liquor in Public Places" bylaw NZ Police has: <ul style="list-style-type: none"> * 75 arrests for breach of the bylaw * 34 liquor ban warnings issued • The existing bans are working well; further liquor ban areas are currently being investigated



Project Summary

Public Opinion Survey on Liquor Bans Fireworks Display, Trusts Stadium

Project Date

Interviews completed Saturday Friday 3rd November, 2007

Questionnaire

As per questionnaire authorised by Waitakere City Council

Sample

Total of 145 Valid Responses

Respondents approached throughout the Trusts Stadium area between 5pm – 9.30pm

Represents +/- 8% margin of error with confidence level of 95% if sample population 5,000 (estimate)

Methodology

Face-to-face interviews carried out via a touch screen tablet system utilising TouchPoll™ software. Respondents were handed the tablet and completed the interview at their own pace or were assisted with completion by TouchPoll interviewing staff.

This report contains key findings along with gross results and some cross tabulations. Raw data provided separately via excel spreadsheet.

Results & Analysis

This report contains key findings along with gross results and some cross tabulations. Raw data provided separately via excel spreadsheet.

Miscellaneous

All information is said to be “from those surveyed”, and represents only the above-described sample.

TouchPoll, Inc. or its subsidiaries is not responsible for damages or liability as a direct or indirect result of misinterpretation of data by the client.

Contact TouchPoll Auckland with questions regarding the survey project and/or results.

Conducted by TouchPoll Auckland
PO Box 65-462
Mairangi Bay
Auckland
Phone: (09) 479 9416



Key Findings

Demographics:

- A relatively even split of males (47%) Vs females (53%) completed the survey
- The majority of respondents completing the survey were aged between 30 and 49 years of age (71%)
- A large proportion of respondents were from Henderson (26%) followed by Te Atatu (20%)
- The majority of respondents completing the survey were in full time employment (64%) followed by Part time employment (14%) and Parenting (11%)

Fireworks Display:

- Visitors to the Fireworks Display primarily heard about the event by 'Road-side Sign' (35%), followed closely by 'friends / family, word of mouth' (32%) then by 'local community newspaper (26%) (multi- select).
- This event is clearly a family event with 60% selecting that they attended 'with children / grandchildren' followed by 'partner / spouse' (40%), and 'extended family' (24%) (multi-select).
- Most visitors to the event traveled by 'Private Car' (94%), and 5% 'walked' with only 1% traveling by 'public bus'.
- If Free Shuttles were available from public transport hubs 52% selected that they would use them, with a further 10% selected 'did not know'.
- Awareness that Waitakere City Council was a major funder of the Fireworks Display (prompted) was very high with 83% selected they were aware.

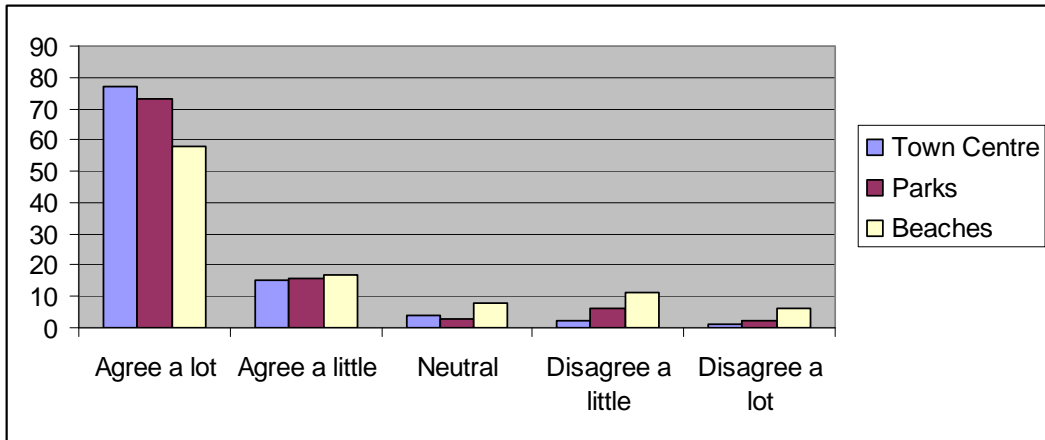
Public Opinion on Liquor Bans:

- 80% of respondents 'agree a lot' with the Council 'Putting more lighting in public places
- The majority of respondents 'Agree a lot' (81%) with Council 'Appealing to central government for more police resources'
- 82% 'agree a lot' with Council introducing liquor bans at certain times in known problem areas
- Half of the respondents (50%) 'agree a lot' with Council controlling where liquor outlets are located, a further 22% 'agree a little' with 16% neutral and only 12% 'disagreed' (a little or a lot).

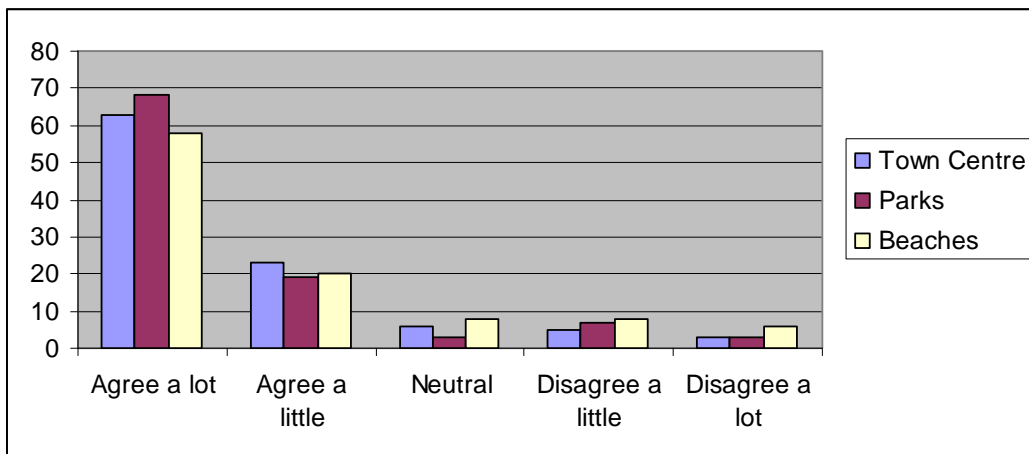
- 41% of those surveyed 'agree a lot' with Council 'limiting the hours of operation of liquor outlets', 21% 'agree a little', 24% 'neutral' and 14% 'disagreed' (a little or a lot).
- 63% 'agreed a lot' with Council 'Increasing public education on liquor', 21% 'agreed a little', 12% 'neutral' with only 3% 'disagreeing' (a little or a lot).
- A high proportion of respondents (77%) 'agreed a lot' or 'agreed a little' (16%) with Council 'funding more closed circuit television in problem areas.'
- 68% 'agreed a lot' with Council 'Funding more private security patrols of problem areas' with 23% 'Agreed a little', 4% neutral and only 5% 'disagreeing' (a little or a lot).
- A very high proportion of respondents did **not** agree with council 'leaving things as they are now' with 43% 'disagreeing a lot' and 23% 'disagreeing a little'
- Of the 145 respondents 30% had suggestions as to what the Council could be doing to deal with the antisocial behaviour occurring in parts of the city. Key themes identified from respondents were:
 - More youth activities / programmes / youth events
 - Increased security / police
 - More severe punishment and tougher penalties
 - More parental accountability for youth behaviour

Town Centres, Parks & Beaches

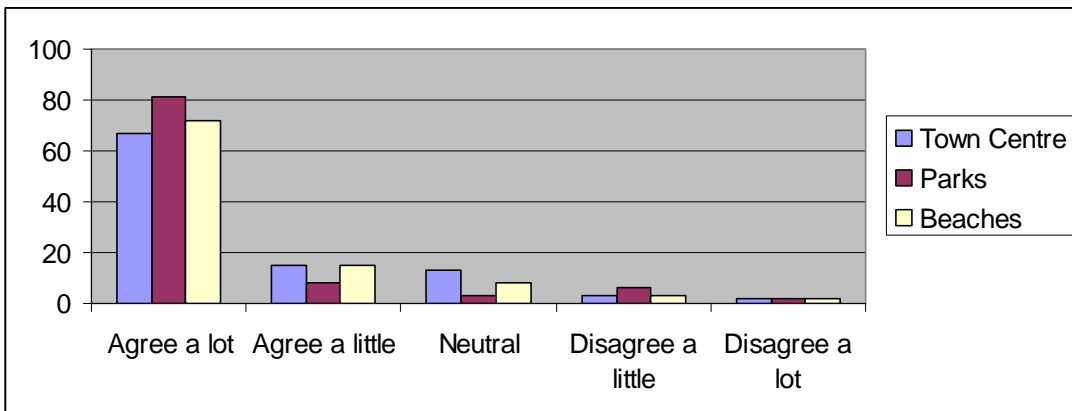
- Liquor bans during DAYLIGHT HOURS:
 - Results for Town Centre, Parks and were similar with 77% and 73% respectively selecting 'agreed a lot' for liquor bans during daylight hours. Interestingly this figure reduced for beaches with 58% selecting they 'agreed a lot'.
 -



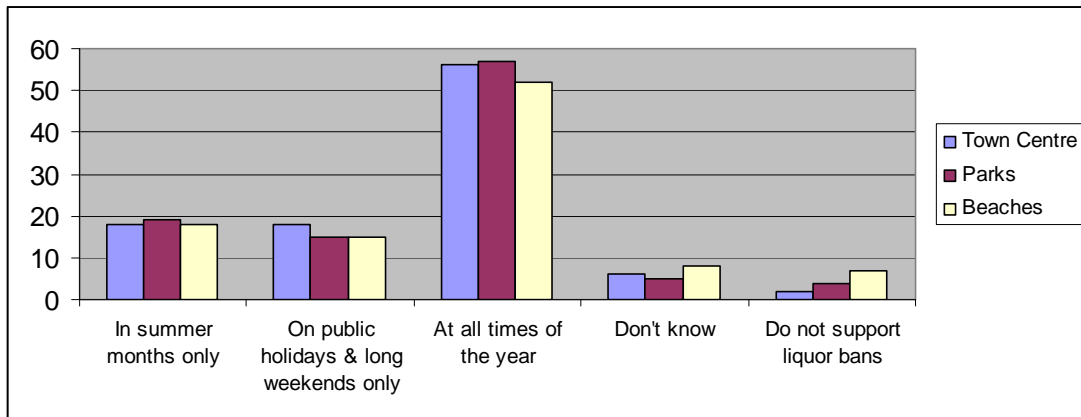
- Liquor Bans AT NIGHT, until 9pm.
 - Again results for Parks & Town Centres were similar with 68% selecting 'Agree a lot' for liquor bans in parks at night until 9 pm, followed by Town Centre 63% and 58% for Beaches.



- Liquor Bans AT NIGHT between 9pm and 9am
 - A high proportion of respondents selected they 'agree a lot' with Liquor bans at night between 9pm and 9am with the highest level in Parks (81%) followed by Beaches (72%) then Town Centres (67%)

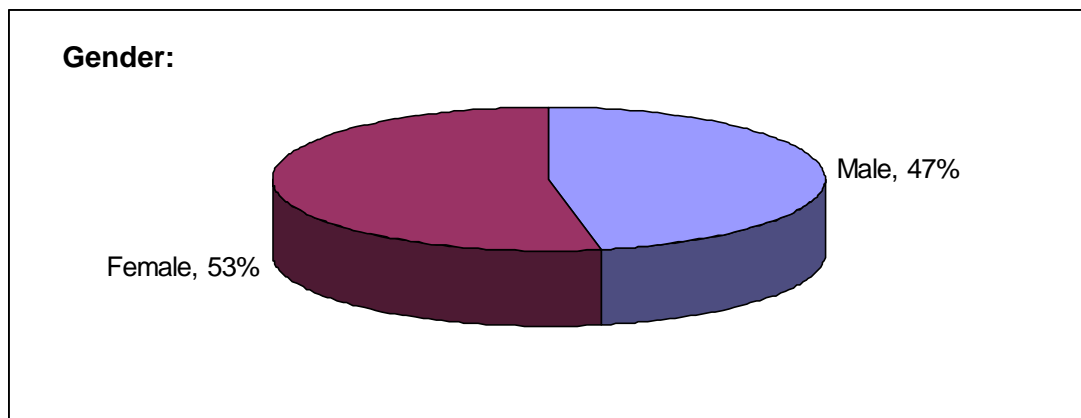


- Periods selected for bans to be in place:
 - Across Town Centres, Parks & Beaches, more than 50% selected bans 'at all times of the year'

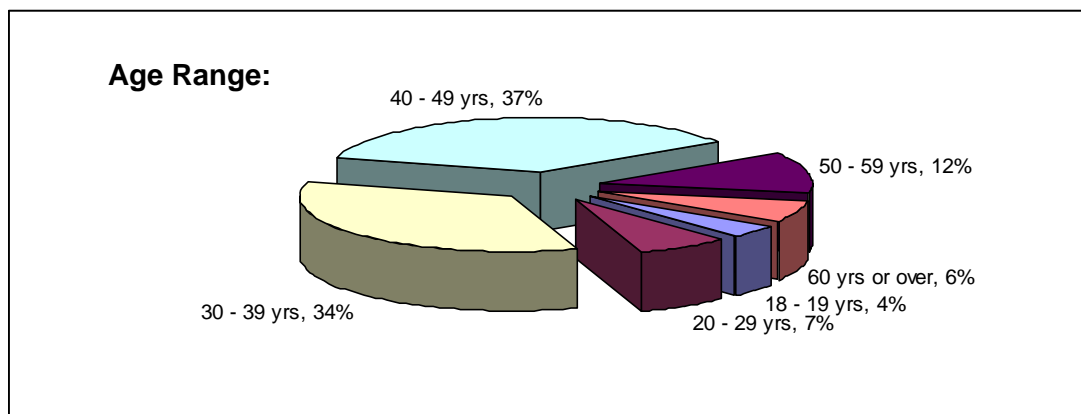


Demographics:

- A relatively even split of males (47%) vs females (53%) completed the survey

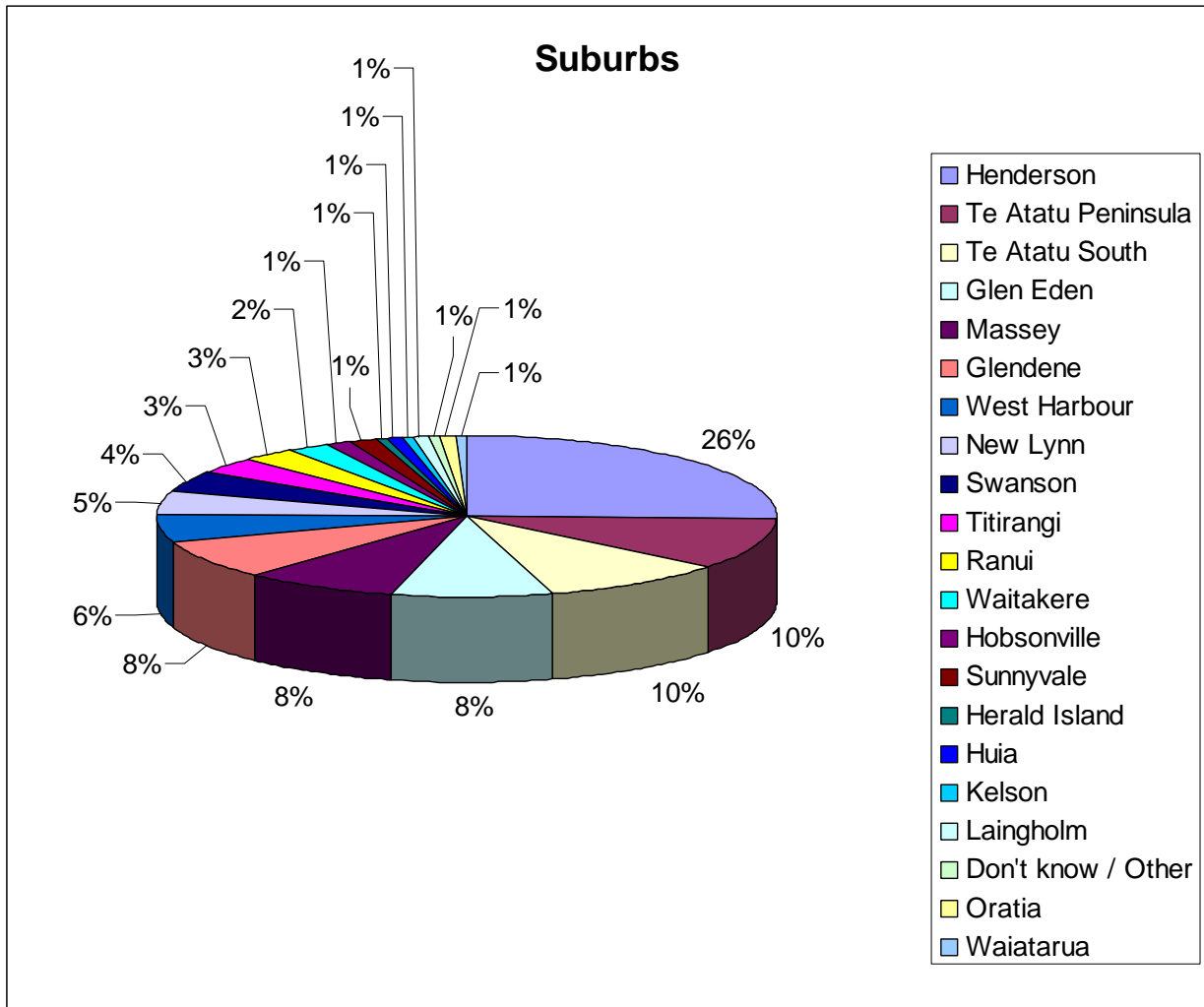


- The majority of respondents completing the survey were aged between 30 and 49 (71%)



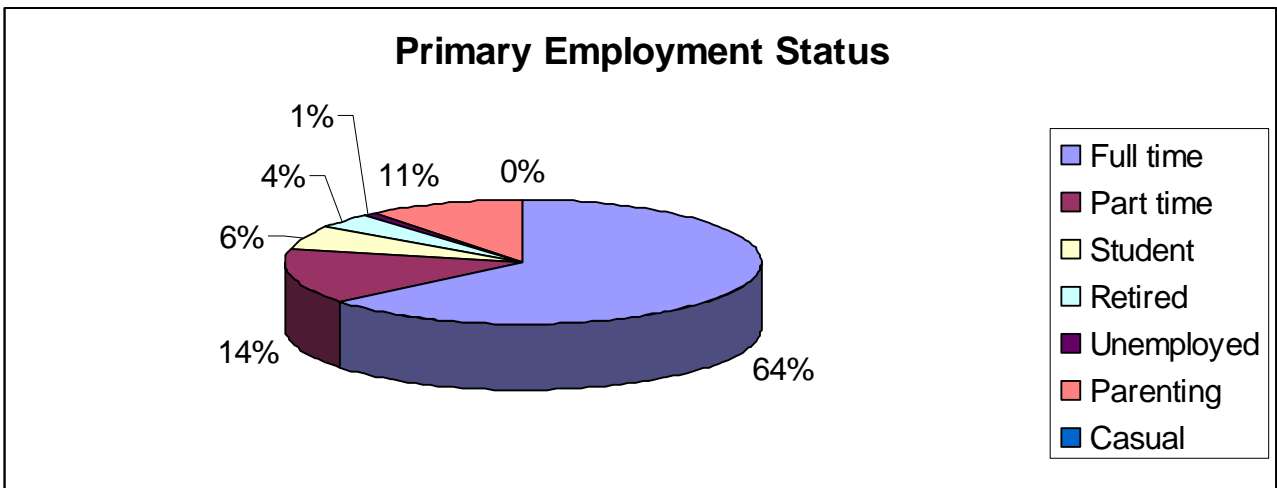
Suburbs:

- A large proportion of respondents were from Henderson (26%) followed by Te Atatu (20%)



Primary Employment Status:

- The majority of respondents completing the survey were in full time employment (64%) followed by Part time employment (14%) and Parenting (11%)



Results Summary

Gross Results Report

Q1: How did you HEAR about the Fireworks Display? (Multi-Select)

Answers	Responses	Respondent Percentage	Selection Percentage
Radio	16	11.00%	6.64%
Television	9	6.00%	3.73%
New Zealand Herald	9	6.00%	3.73%
Local community newspaper	39	26.00%	16.18%
Road-side sign	52	35.00%	21.58%
Waitakere City Council website	9	6.00%	3.73%
Friends / family / word of mouth	47	32.00%	19.50%
Poster	20	13.00%	8.30%
Flyer	12	8.00%	4.98%
Just saw it happening	6	4.00%	2.49%
Other	17	11.00%	7.05%
None of these	5	3.00%	2.07%
Valid Respondents: 145	Total Responses: 241	(May add up to more than 100%)	100.00%

Q2: Who have you attended this event with today? (Multi-Select)

Answers	Responses	Respondent Percentage	Selection Percentage
By myself / alone	2	1.00%	.87%
With a partner / spouse	58	40.00%	25.33%
With children / grandchildren	88	60.00%	38.43%
With parents / grandparents	9	6.00%	3.93%
With extended family	35	24.00%	15.28%
With a friend	8	5.00%	3.49%
With a group of friends	26	17.00%	11.35%
With an organised group	1	.00%	.44%
Other	2	1.00%	.87%
Valid Respondents: 145	Total Responses: 229	(May add up to more than 100%)	100.00%

Q3: How did you TRAVEL to today's event?

Answers	Responses	Selection Percentage
Private Car	137	94.48%
Taxi	0	.00%
Train	0	.00%
Public Bus	1	.69%
Charter Bus	0	.00%
Bicycle	0	.00%
Motorbike	0	.00%
Walked	7	4.83%
Other	0	.00%
Valid Respondents: 145	Total Responses: 145	100.00%

Q4: If FREE SHUTTLES were available from public transport hubs like Henderson to events such as this, would you use them?

Answers	Responses	Selection Percentage
Yes	76	52.41%
No	55	37.93%
Don't know	14	9.66%
Valid Respondents: 145	Total Responses: 145	100.00%

Q5: Were you aware that Waitakere City Council is a major funder of this event?

Answers	Responses	Selection Percentage
YES	120	82.76%
NO	25	17.24%
Valid Respondents: 145	Total Responses: 145	100.00%

Q6: INFO Screen 1:

We would like you to think now about living in Waitakere City. In previous surveys of residents concern was expressed about antisocial behaviour, especially after drinking in various places in Waitakere City. The Waitakere Council is considering a range of options on dealing with these sorts of problems, and we would like to hear the opinions of people like you on these.

On the following screens you will see a number of options which Council may consider. We would like to know if you AGREE or DISAGREE with the following. (Please press 'Continue' to proceed)

Q7: How strongly would you agree or disagree with the Council PUTTING MORE LIGHTING IN PUBLIC PLACES:

Answers	Responses	Selection Percentage
Agree a lot	116	80.00%
Agree a little	21	14.48%
Neutral	6	4.14%
Disagree a little	1	.69%
Disagree a lot	1	.69%
Valid Respondents: 145	Total Responses: 145	100.00%

Q8: How strongly would you agree or disagree with the Council APPEALING TO CENTRAL GOVERNMENT FOR MORE POLICE RESOURCES:

Answers	Responses	Selection Percentage
Agree a lot	117	80.69%
Agree a little	21	14.48%
Neutral	5	3.45%
Disagree a little	0	.00%
Disagree a lot	2	1.38%
Valid Respondents: 145	Total Responses: 145	100.00%

Q9: How strongly would you agree or disagree with the Council INTRODUCING LIQUOR BANS AT CERTAIN TIMES IN KNOWN PROBLEM AREAS:

Answers	Responses	Selection Percentage
Agree a lot	119	82.07%
Agree a little	19	13.10%
Neutral	4	2.76%
Disagree a little	1	.69%
Disagree a lot	2	1.38%
Valid Respondents: 145	Total Responses: 145	100.00%

Q10: How strongly would you agree or disagree with the Council CONTROLLING WHERE LIQUOR OUTLETS ARE LOCATED:

Answers	Responses	Selection Percentage
Agree a lot	72	49.66%
Agree a little	32	22.07%
Neutral	23	15.86%
Disagree a little	9	6.21%
Disagree a lot	9	6.21%
Valid Respondents: 145	Total Responses: 145	100.00%

Q11: How strongly would you agree or disagree with the Council LIMITING THE HOURS OF OPERATION OF LIQUOR OUTLETS:

Answers	Responses	Selection Percentage
Agree a lot	59	40.69%
Agree a little	31	21.38%
Neutral	35	24.14%
Disagree a little	10	6.90%
Disagree a lot	10	6.90%
Valid Respondents: 145	Total Responses: 145	100.00%

Q12: How strongly would you agree or disagree with the Council INCREASING PUBLIC EDUCATION ON LIQUOR (i.e. education about how to use alcohol more responsibly):

Answers	Responses	Selection Percentage
Agree a lot	92	63.45%
Agree a little	30	20.69%
Neutral	18	12.41%
Disagree a little	5	3.45%
Disagree a lot	0	.00%
Valid Respondents: 145	Total Responses: 145	100.00%

Q13: How strongly would you agree or disagree with the Council FUNDING MORE CLOSED CIRCUIT TELEVISIONS IN PROBLEM AREAS:

Answers	Responses	Selection Percentage
Agree a lot	112	77.24%
Agree a little	22	15.17%
Neutral	10	6.90%
Disagree a little	0	.00%
Disagree a lot	1	.69%
Valid Respondents: 145	Total Responses: 145	100.00%

Q14: How strongly would you agree or disagree with the Council FUNDING MORE PRIVATE SECURITY PATROLS OF PROBLEM AREAS:

Answers	Responses	Selection Percentage
Agree a lot	98	67.59%
Agree a little	33	22.76%
Neutral	6	4.14%
Disagree a little	6	4.14%
Disagree a lot	2	1.38%
Valid Respondents: 145	Total Responses: 145	100.00%

Q15: How strongly would you agree or disagree with the Council LEAVING THINGS AS THEY ARE NOW:

Answers	Responses	Selection Percentage
Agree a lot	9	6.21%
Agree a little	15	10.34%
Neutral	25	17.24%
Disagree a little	34	23.45%
Disagree a lot	62	42.76%
Valid Respondents: 145	Total Responses: 145	100.00%

Q16: Can you suggest any other options as to what the Council could be doing to deal with the antisocial behaviour occurring in parts of the City?

Answers	Responses	Selection Percentage
YES (Go to Q17)	47	32.41%
NO	98	67.59%
Valid Respondents: 145	Total Responses: 145	100.00%

Q17: Please enter your comments:

Input
Unanswered x 3
WORK CLOSER WITH POLICE AND YOUTH AGENCIES
YOUTH ACTIVITIES AND EVENTS IE CONCERTS WITH SPORT.
"TEACH THE PARENTS TO PARENT PROPERLY, THEIR RESPONSIBILITY NOT COUNCIL."
MORE SECURITY
LIMIT THE PLACES WERE SPRAY CANS CAN BE SOLD
"LICENSING , STREET LIGHTING, LEVEL OF THE RATES"
YOUTH PROGRAMMES
COMMUNITY SPIRIT INITIATIVES AND LEISURE PROVISION FOR YOUTH.
MORE KIDS ORGANISED ACTIVITIES AND FREE EVENTS AND MORE PARK FACILITIES SUCH AS FITNESS TRAILS ETC
EDUCATION
"PUT THEM IN A CELL FOR THE NIGHT AFTER THEY HAVE BEEN CAUGHT, CHARGE THEIR PARENTS ETC, MAKE THEM DO COMMUNITY SERVICE"
MORE ACTIVITIES FOR THE YOUTH ESPECIALLY MALES.
MORE YOUTH SPECIFIC EVENT IN A CONTROLLED ENVIRONMENT
"MAKE THEM ACCOUNTABLE BY MAKING THEM REPAIR THE DAMAGE THEY CREATE. MAKE THEIR FAMILIES PAY FOR DAMAGE. IF THEY DO THE CRIME, THEY NEED TO BE ACCOUNTABLE, NO MATTER WHAT THEIR AGE. IF THEY'RE OUT DOING THE CRIME, THEY NEED TO DO THE TIME."
"CHAIN GANGS AS A DETERENT, MAKE PEOPLE CLEAN UP THEIR MESS TAGGERS CLEAN UP TAG ETC"
MORE SEVERE AND SERIOUS PUNISHMENT
MORE GROUP ACTIVITIES FOR YOUTH AND MORE FOCUS ON LOCAL SOCIAL FACILITIES
PUT OFFENDERS IN JAIL INSTEAD OF RELEASING THEM ON BAIL

MORE EVENTS THAT TARGET YOUTH AND GET THEM INVOLVED IN THE COMMUNITY
POLICE SHOULD BE MORE STRICT AND SERIOUS IN DEALING WITH THESE ISSUES
MORE PROGRAMS THAT OFFER YOUTH ACTIVITIES THAT WILL KEEP THEM OUT OF TROUBLE.
MAKE THE PARENTS RESPONSIBLE IN CASE OF JUVENIAL MISBEHAVIOUR
MORE STUFF 4 YOUNG PEOPLE 2 ATTEND
MORE PEOPLE PATROLLING
"STIFFER PENALTIES FOR BOYRACERS, RAISE AGE FOR DRIVING & COMPULSORY DEFENSIVE DRIVING COURSE, ZERO TOLERANCE FOR VIOLENCE, "
HAVE COMMUNITY SERVICE START AT 7:00 A.M. ON SAT AND SUNDAY.
MUCH TOUGHER PENALTIES NO EXCEPTIONS
HAVE GREATER PENALTIES FOR ANTISOCIAL BEHAVIOUR
MORE ACTIVITIES FOR YOUTH. REDUCE GYM MEMERSHIPS FEES FOR YOUTH.
LIMITING ALCOHOL AVAILABILITY TO MINORS.
"MORE BUSES, MORE FREQUENT TO MORE AREAS AROUND AUCKLAND"
NO DRINKING IN PUBLIC PLACES
"CATCH THE IDIOTS THAT OFFEND, PUT THEM ON A ISLAND AND DONT LET THEM OFF"
MORE POLICE AND SECURITY TO PEOPLE
MORE EVENTS AND YOUTH ACTIVITIES IN A STRUCTURED ENVIRONMENT
STOP THE GRAFITTI AND HAVE TOUGHER PENALTIES
MORE YOUTH ACTIVITIES & FACILITIES. PERHAPS A CENTRE FOR TEENAGERS TO GATHER THAT IS WITH ADULT SUPERVISION.
MORE STOP CHECK FOR DRUGS
ZERO TOLERANCE
POLICE CRACKDOWN ON PROBLEM AREAS AND GATHERINGS. MORE POWER TO DETAIN OR ARREST TROUBLE MAKERS. GET TOUGHER ON CRIME IN WAITAKERE AND SOLVENT & DRUG ABUSE.
CURFEWS IN PUBLIC PLACES FOR UNDER 20
SCHOOL EDUCATION
VOLUNTARY SUPPORT GROUPS
MORE POLICE
Valid Respondents: 47

Q18: INFO Screen 2:

There is some discussion about introducing liquor bans in certain places at certain times of the years, and at certain times of the day. Liquor bans focus only on drinking, and doesn't stop people buying alcohol or carrying it through those areas in closed containers. Under-age drinking in public places is forbidden at all times anyway.

We would like to understand your opinions around potential liquor bans in three different areas (Town Centres, Parks & Beaches) at three different times of the day. Town Centres are the local Waitakere City shopping/business areas such as; Henderson, New Lynn, Te Atatu, Titirangi, Massey / Westgate.

For the next few questions, please carefully consider the location and time of each question before answering. Please press 'Continue' to proceed. *Images of town centres shown on the screen.*

Q19: Thinking now about Town Centre areas (including bus stops and train stations), please tell us how much you agree or disagree with liquor bans at TOWN CENTRES during DAYLIGHT HOURS?

Answers	Responses	Selection Percentage
Agree a lot	112	77.24%
Agree a little	22	15.17%
Neutral	6	4.14%
Disagree a little	3	2.07%
Disagree a lot	2	1.38%
Valid Respondents: 145	Total Responses: 145	100.00%

Q20: Please tell us how much you agree or disagree with liquor bans at TOWN CENTRES in EVENINGS, SAY TILL 9PM?

Answers	Responses	Selection Percentage
Agree a lot	91	62.76%
Agree a little	34	23.45%
Neutral	8	5.52%
Disagree a little	7	4.83%
Disagree a lot	5	3.45%
Valid Respondents: 145	Total Responses: 145	100.00%

Q21: Please tell us how much you agree or disagree with liquor bans at TOWN CENTRES AT NIGHT, say between 9PM AND 9AM?

Answers	Responses	Selection Percentage
Agree a lot	97	66.90%
Agree a little	21	14.48%
Neutral	19	13.10%
Disagree a little	5	3.45%
Disagree a lot	3	2.07%
Valid Respondents: 145	Total Responses: 145	100.00%

Q22: Regarding liquor bans in the TOWN CENTRES, would you like the bans in Town Centres to be in effect during which periods? (Multi-Select)

Answers	Responses	Respondent Percentage	Selection Percentage
In summer months only	29	20.00%	17.90%
On public holidays & long weekends only	29	20.00%	17.90%
At all times of the year	91	62.00%	56.17%
Don't know	10	6.00%	6.17%
Do not support liquor bans in Town Centres	3	2.00%	1.85%
Valid Respondents: 145	Total Responses: 162	(May add up to more than 100%)	100.00%

Q23: Thinking now about Parks, please tell us how much you agree or disagree with liquor bans in PARKS during DAYLIGHT HOURS?

Answers	Responses	Selection Percentage
Agree a lot	106	73.10%
Agree a little	23	15.86%
Neutral	5	3.45%
Disagree a little	8	5.52%
Disagree a lot	3	2.07%
Valid Respondents: 145	Total Responses: 145	100.00%

Q24: Please tell us how much you agree or disagree with liquor bans at PARKS in EVENINGS, SAY TILL 9PM?

Answers	Responses	Selection Percentage
Agree a lot	99	68.28%
Agree a little	27	18.62%
Neutral	5	3.45%
Disagree a little	10	6.90%
Disagree a lot	4	2.76%
Valid Respondents: 145	Total Responses: 145	100.00%

Q25: Please tell us how much you agree or disagree with liquor bans at PARKS AT NIGHT, say between 9PM AND 9AM?

Answers	Responses	Selection Percentage
Agree a lot	117	80.69%
Agree a little	12	8.28%
Neutral	5	3.45%
Disagree a little	8	5.52%
Disagree a lot	3	2.07%
Valid Respondents: 145	Total Responses: 145	100.00%

Q26: Regarding liquor bans in PARKS, would you like the bans to be in effect during which periods? (Multi-Select)

Answers	Responses	Respondent Percentage	Selection Percentage
In summer months only	32	22.00%	19.51%
On public holidays & long weekends only	24	16.00%	14.63%
At all times of the year	94	64.00%	57.32%
Don't know	8	5.00%	4.88%
Do not support liquor bans in Parks	6	4.00%	3.66%
Valid Respondents: 145	Total Responses: 164	(May add up to more than 100%)	100.00%

Q27: Thinking now about Beaches, please tell us how much you agree or disagree with liquor bans at BEACHES during DAYLIGHT HOURS?

Answers	Responses	Selection Percentage
Agree a lot	84	57.93%
Agree a little	24	16.55%
Neutral	12	8.28%
Disagree a little	16	11.03%
Disagree a lot	9	6.21%
Valid Respondents: 145	Total Responses: 145	100.00%

Q28: Please tell us how much you agree or disagree with liquor bans at BEACHES in EVENINGS, SAY TILL 9PM?

Answers	Responses	Selection Percentage
Agree a lot	84	57.93%
Agree a little	29	20.00%
Neutral	12	8.28%
Disagree a little	11	7.59%
Disagree a lot	9	6.21%
Valid Respondents: 145	Total Responses: 145	100.00%

Q29: Please tell us how much you agree or disagree with liquor bans at BEACHES AT NIGHT, say between 9PM AND 9AM?

Answers	Responses	Selection Percentage
Agree a lot	105	72.41%
Agree a little	21	14.48%
Neutral	11	7.59%
Disagree a little	5	3.45%
Disagree a lot	3	2.07%
Valid Respondents: 145	Total Responses: 145	100.00%

Q30: Regarding liquor bans at BEACHES, would you like bans to be in effect during which periods? (Multi-Select)

Answers	Responses	Respondent Percentage	Selection Percentage
In summer months only	29	20.00%	17.68%
On public holidays & long weekends only	24	16.00%	14.63%
At all times of the year	86	59.00%	52.44%
Don't know	14	9.00%	8.54%
Do not support liquor bans in Beaches	11	7.00%	6.71%
Valid Respondents: 145	Total Responses: 164	(May add up to more than 100%)	100.00%

Q31: Do you have any further comments at all about the use of liquor bans?

Answers	Responses	Selection Percentage
YES (Go to Q32)	8	5.52%
NO	137	94.48%
Valid Respondents: 145	Total Responses: 145	100.00%

Q32: Please enter your comments regarding the use of liquor bans:

Input
THE BROKEN GLASS IS A REAL CONCERN IN AREAS WHERE CHILDREN PLAY. DISPOSAL ISSUES SHOULD BE LOOKED INTO SO AT LEAST THE HEALTH HAZZARD IS REDUCED.
PUT THE AGE BACK UP
TOTALLY AGREE ITS NOT THE SALE ITS THE PEOPLE SO BANS MAY NOT CHANGE MUCH
LIQUOR HAS TO BE CONSUMED ON PRIVATE OR LICENSED PROPERTY SO MEMBERS OF THE PUBLIC ARE SAFE WHILE GOING ABOUT THEIR LAWFUL BUSINES OR PRIVATE RELAXATION
TOTAL
SELL ALCHOL TO 21 AND OVER YEAR OFF AGE
BRING DRINKING AGE UP TO 21
BIG FINES 4 PEOPLE DISOBEYING THESE RULES
Valid Respondents: 8

Q33: Are you:

Answers	Responses	Selection Percentage
Male	68	46.90%
Female	77	53.10%
Valid Respondents: 145	Total Responses: 145	100.00%

Q34: Please select the letter for the area within Waitakere City that you live: (e.g. N for New Lynn)

Answers	Responses	Selection Percentage
A – N (Go to Q35)	86	59.31%
O – Z (Go to Q36)	59	40.69%
Valid Respondents: 145	Total Responses: 145	100.00%

Q35: Which area or SUBURB of Waitakere City do you live in or closest to?

Answers	Responses	Selection Percentage
Cornwallis	0	.00%
French Bay	0	.00%
Glen Eden	12	13.95%
Glendene	11	12.79%
Green Bay	0	.00%
Henderson	37	43.02%
Herald Island	1	1.16%
Hobsonville	2	2.33%
Huia	1	1.16%
Karekare	0	.00%
Kelson	1	1.16%
Laingholm	1	1.16%
Massey	12	13.95%
New Lynn	7	8.14%
Don't know / Other	1	1.16%
Valid Respondents: 86	Total Responses: 86	100.00%

Q36: Which area or SUBURB of Waitakere City do you live in or closest to?

Answers	Responses	Selection Percentage
Oratia	1	1.69%
Parau	0	.00%
Piha	0	.00%
Ranui	4	6.78%
Royal Heights	0	.00%
Sunnyvale	2	3.39%
Swanson	6	10.17%
Te Atatu Peninsula	15	25.42%
Te Atatu South	14	23.73%
Titirangi	5	8.47%
Waiatarua	1	1.69%
Waitakere	3	5.08%
West Harbour	8	13.56%
Whenuapai	0	.00%
Don't know / Other	0	.00%
Valid Respondents: 59	Total Responses: 59	100.00%

Q37: Please select your AGE GROUP:

Answers	Responses	Selection Percentage
18 - 19 years	6	4.14%
20 - 29 years	10	6.90%
30 - 39 years	50	34.48%
40 - 49 years	53	36.55%
50 - 59 years	17	11.72%
60 years or over	9	6.21%
Prefer not to answer	0	.00%
Valid Respondents: 145	Total Responses: 145	100.00%

Q38: What is your primary employment status? (Multi-Select)

Answers	Responses	Respondent Percentage	Selection Percentage
Full time	103	71.00%	63.98%
Part time	23	15.00%	14.29%
Student	10	6.00%	6.21%
Retired	6	4.00%	3.73%
Unemployed	2	1.00%	1.24%
Parenting	17	11.00%	10.56%
Casual	0	.00%	.00%
Valid Respondents: 145	Total Responses: 161	(May add up to more than 100%)	100.00%

Cross Tabulations Report

How did you HEAR about the Fireworks Display? (Multi-Select)

by

Are you:

	Male	Female
Radio	43.8%, 7	56.2%, 9
Television	22.2%, 2	77.8%, 7
New Zealand Herald	66.7%, 6	33.3%, 3
Local community newspaper	51.3%, 20	48.7%, 19
Road-side sign	34.6%, 18	65.4%, 34
Waitakere City Council website	55.6%, 5	44.4%, 4
Friends / family / word of mouth	38.3%, 18	61.7%, 29
Poster	45.0%, 9	55.0%, 11
Flyer	50.0%, 6	50.0%, 6
Just saw it happening	33.3%, 2	66.7%, 4
Other	64.7%, 11	35.3%, 6
None of these	20.0%, 1	80.0%, 4

How did you HEAR about the Fireworks Display? (Multi-Select)

by

Please select your AGE GROUP:

	18 - 19 years	20 - 29 years	30 - 39 years	40 - 49 years	50 - 59 years	60 years or over	Prefer not to answer
Radio	18.8%, 3	0.0%, 0	31.2%, 5	18.8%, 3	25.0%, 4	6.2%, 1	0.0%, 0
Television	0.0%, 0	0.0%, 0	33.3%, 3	33.3%, 3	11.1%, 1	22.2%, 2	0.0%, 0
New Zealand Herald	0.0%, 0	0.0%, 0	44.4%, 4	33.3%, 3	11.1%, 1	11.1%, 1	0.0%, 0
Local community newspaper	5.1%, 2	0.0%, 0	28.2%, 11	41.0%, 16	12.8%, 5	12.8%, 5	0.0%, 0
Road-side sign	0.0%, 0	11.5%, 6	38.5%, 20	34.6%, 18	7.7%, 4	7.7%, 4	0.0%, 0
Waitakere City Council website	0.0%, 0	11.1%, 1	22.2%, 2	44.4%, 4	11.1%, 1	11.1%, 1	0.0%, 0
Friends / family / word of mouth	8.5%, 4	8.5%, 4	27.7%, 13	29.8%, 14	21.3%, 10	4.3%, 2	0.0%, 0
Poster	10.0%, 2	0.0%, 0	30.0%, 6	40.0%, 8	15.0%, 3	5.0%, 1	0.0%, 0
Flyer	8.3%, 1	8.3%, 1	41.7%, 5	25.0%, 3	8.3%, 1	8.3%, 1	0.0%, 0
Just saw it happening	16.7%, 1	16.7%, 1	0.0%, 0	16.7%, 1	0.0%, 0	50.0%, 3	0.0%, 0
Other	0.0%, 0	5.9%, 1	41.2%, 7	41.2%, 7	11.8%, 2	0.0%, 0	0.0%, 0
None of these	0.0%, 0	0.0%, 0	60.0%, 3	20.0%, 1	20.0%, 1	0.0%, 0	0.0%, 0

Who have you attended this event with today? (Multi-Select)

by

Are you:

	Male	Female
By myself / alone	100.0%, 2	0.0%, 0
With a partner / spouse	43.1%, 25	56.9%, 33
With children / grandchildren	43.2%, 38	56.8%, 50
With parents / grandparents	44.4%, 4	55.6%, 5
With extended family	37.1%, 13	62.9%, 22
With a friend	25.0%, 2	75.0%, 6
With a group of friends	61.5%, 16	38.5%, 10
With an organised group	100.0%, 1	0.0%, 0
Other	100.0%, 2	0.0%, 0

Who have you attended this event with today? (Multi-Select)

by

Please select your AGE GROUP:

	18 - 19 years	20 - 29 years	30 - 39 years	40 - 49 years	50 - 59 years	60 years or over	Prefer not to answer
By myself / alone	50.0%, 1	0.0%, 0	50.0%, 1	0.0%, 0	0.0%, 0	0.0%, 0	0.0%, 0
With a partner / spouse	1.7%, 1	8.6%, 5	36.2%, 21	36.2%, 21	12.1%, 7	5.2%, 3	0.0%, 0
With children / grandchildren	0.0%, 0	5.7%, 5	40.9%, 36	36.4%, 32	11.4%, 10	5.7%, 5	0.0%, 0
With parents / grandparents	0.0%, 0	22.2%, 2	55.6%, 5	11.1%, 1	0.0%, 0	11.1%, 1	0.0%, 0
With extended family	8.6%, 3	8.6%, 3	37.1%, 13	40.0%, 14	2.9%, 1	2.9%, 1	0.0%, 0
With a friend	0.0%, 0	12.5%, 1	50.0%, 4	25.0%, 2	12.5%, 1	0.0%, 0	0.0%, 0
With a group of friends	7.7%, 2	3.8%, 1	50.0%, 13	23.1%, 6	11.5%, 3	3.8%, 1	0.0%, 0
With an organised group	0.0%, 0	0.0%, 0	0.0%, 0	100.0%, 1	0.0%, 0	0.0%, 0	0.0%, 0
Other	0.0%, 0	0.0%, 0	50.0%, 1	50.0%, 1	0.0%, 0	0.0%, 0	0.0%, 0

If FREE SHUTTLES were available from public transport hubs like Henderson to events such as this, would you use them?

by

Are you:

	Male	Female
Yes	44.7%, 34	55.3%, 42
No	45.5%, 25	54.5%, 30
Don't know	64.3%, 9	35.7%, 5

Please select your AGE GROUP:

by

How strongly would you agree or disagree with the Council PUTTING MORE LIGHTING IN PUBLIC PLACES:

	Agree a lot	Agree a little	Neutral	Disagree a little	Disagree a lot
18 - 19 years	50.0%, 3	0.0%, 0	16.7%, 1	16.7%, 1	16.7%, 1
20 - 29 years	90.0%, 9	10.0%, 1	0.0%, 0	0.0%, 0	0.0%, 0
30 - 39 years	74.0%, 37	20.0%, 10	6.0%, 3	0.0%, 0	0.0%, 0
40 - 49 years	83.0%, 44	13.2%, 7	3.8%, 2	0.0%, 0	0.0%, 0
50 - 59 years	82.4%, 14	17.6%, 3	0.0%, 0	0.0%, 0	0.0%, 0
60 years or over	100.0%, 9	0.0%, 0	0.0%, 0	0.0%, 0	0.0%, 0
Prefer not to answer	0.0%, 0	0.0%, 0	0.0%, 0	0.0%, 0	0.0%, 0

Please select your AGE GROUP:

by

How strongly would you agree or disagree with the Council APPEALING TO CENTRAL GOVERNMENT FOR MORE POLICE RESOURCES:

	Agree a lot	Agree a little	Neutral	Disagree a little	Disagree a lot
18 - 19 years	33.3%, 2	50.0%, 3	0.0%, 0	0.0%, 0	16.7%, 1
20 - 29 years	70.0%, 7	20.0%, 2	10.0%, 1	0.0%, 0	0.0%, 0
30 - 39 years	82.0%, 41	16.0%, 8	0.0%, 0	0.0%, 0	2.0%, 1
40 - 49 years	83.0%, 44	9.4%, 5	7.5%, 4	0.0%, 0	0.0%, 0
50 - 59 years	82.4%, 14	17.6%, 3	0.0%, 0	0.0%, 0	0.0%, 0
60 years or over	100.0%, 9	0.0%, 0	0.0%, 0	0.0%, 0	0.0%, 0
Prefer not to answer	0.0%, 0	0.0%, 0	0.0%, 0	0.0%, 0	0.0%, 0

Please select your AGE GROUP:

by

How strongly would you agree or disagree with the Council INTRODUCING LIQUOR BANS AT CERTAIN TIMES IN KNOWN PROBLEM AREAS:

	Agree a lot	Agree a little	Neutral	Disagree a little	Disagree a lot
18 - 19 years	33.3%, 2	33.3%, 2	16.7%, 1	0.0%, 0	16.7%, 1
20 - 29 years	80.0%, 8	20.0%, 2	0.0%, 0	0.0%, 0	0.0%, 0
30 - 39 years	82.0%, 41	18.0%, 9	0.0%, 0	0.0%, 0	0.0%, 0
40 - 49 years	86.8%, 46	5.7%, 3	3.8%, 2	1.9%, 1	1.9%, 1
50 - 59 years	88.2%, 15	11.8%, 2	0.0%, 0	0.0%, 0	0.0%, 0
60 years or over	77.8%, 7	11.1%, 1	11.1%, 1	0.0%, 0	0.0%, 0
Prefer not to answer	0.0%, 0	0.0%, 0	0.0%, 0	0.0%, 0	0.0%, 0

Please select your AGE GROUP:

by

How strongly would you agree or disagree with the Council **CONTROLLING WHERE LIQUOR OUTLETS ARE LOCATED**:

	Agree a lot	Agree a little	Neutral	Disagree a little	Disagree a lot
18 - 19 years	50.0%, 3	33.3%, 2	0.0%, 0	0.0%, 0	16.7%, 1
20 - 29 years	50.0%, 5	20.0%, 2	10.0%, 1	10.0%, 1	10.0%, 1
30 - 39 years	46.0%, 23	22.0%, 11	20.0%, 10	8.0%, 4	4.0%, 2
40 - 49 years	49.1%, 26	20.8%, 11	18.9%, 10	3.8%, 2	7.5%, 4
50 - 59 years	64.7%, 11	17.6%, 3	5.9%, 1	11.8%, 2	0.0%, 0
60 years or over	44.4%, 4	33.3%, 3	11.1%, 1	0.0%, 0	11.1%, 1
Prefer not to answer	0.0%, 0	0.0%, 0	0.0%, 0	0.0%, 0	0.0%, 0

Please select your AGE GROUP:

by

How strongly would you agree or disagree with the Council **LIMITING THE HOURS OF OPERATION OF LIQUOR OUTLETS**:

	Agree a lot	Agree a little	Neutral	Disagree a little	Disagree a lot
18 - 19 years	16.7%, 1	33.3%, 2	16.7%, 1	0.0%, 0	33.3%, 2
20 - 29 years	30.0%, 3	20.0%, 2	40.0%, 4	0.0%, 0	10.0%, 1
30 - 39 years	36.0%, 18	18.0%, 9	34.0%, 17	8.0%, 4	4.0%, 2
40 - 49 years	49.1%, 26	18.9%, 10	15.1%, 8	9.4%, 5	7.5%, 4
50 - 59 years	47.1%, 8	29.4%, 5	17.6%, 3	5.9%, 1	0.0%, 0
60 years or over	33.3%, 3	33.3%, 3	22.2%, 2	0.0%, 0	11.1%, 1
Prefer not to answer	0.0%, 0	0.0%, 0	0.0%, 0	0.0%, 0	0.0%, 0

Please select your AGE GROUP:

by

How strongly would you agree or disagree with the Council **INCREASING PUBLIC EDUCATION ON LIQUOR** (i.e. education about how to use alcohol more responsibly):

	Agree a lot	Agree a little	Neutral	Disagree a little	Disagree a lot
18 - 19 years	50.0%, 3	50.0%, 3	0.0%, 0	0.0%, 0	0.0%, 0
20 - 29 years	70.0%, 7	20.0%, 2	10.0%, 1	0.0%, 0	0.0%, 0
30 - 39 years	62.0%, 31	16.0%, 8	18.0%, 9	4.0%, 2	0.0%, 0
40 - 49 years	67.9%, 36	22.6%, 12	5.7%, 3	3.8%, 2	0.0%, 0
50 - 59 years	64.7%, 11	11.8%, 2	17.6%, 3	5.9%, 1	0.0%, 0
60 years or over	44.4%, 4	33.3%, 3	22.2%, 2	0.0%, 0	0.0%, 0
Prefer not to answer	0.0%, 0	0.0%, 0	0.0%, 0	0.0%, 0	0.0%, 0

Please select your AGE GROUP:

by

How strongly would you agree or disagree with the Council FUNDING MORE CLOSED CIRCUIT TELEVISIONS IN PROBLEM AREAS:

	Agree a lot	Agree a little	Neutral	Disagree a little	Disagree a lot
18 - 19 years	66.7%, 4	33.3%, 2	0.0%, 0	0.0%, 0	0.0%, 0
20 - 29 years	50.0%, 5	20.0%, 2	30.0%, 3	0.0%, 0	0.0%, 0
30 - 39 years	80.0%, 40	12.0%, 6	6.0%, 3	0.0%, 0	2.0%, 1
40 - 49 years	77.4%, 41	15.1%, 8	7.5%, 4	0.0%, 0	0.0%, 0
50 - 59 years	82.4%, 14	17.6%, 3	0.0%, 0	0.0%, 0	0.0%, 0
60 years or over	88.9%, 8	11.1%, 1	0.0%, 0	0.0%, 0	0.0%, 0
Prefer not to answer	0.0%, 0	0.0%, 0	0.0%, 0	0.0%, 0	0.0%, 0

Please select your AGE GROUP:

by

How strongly would you agree or disagree with the Council FUNDING MORE PRIVATE SECURITY PATROLS OF PROBLEM AREAS:

	Agree a lot	Agree a little	Neutral	Disagree a little	Disagree a lot
18 - 19 years	66.7%, 4	16.7%, 1	16.7%, 1	0.0%, 0	0.0%, 0
20 - 29 years	90.0%, 9	10.0%, 1	0.0%, 0	0.0%, 0	0.0%, 0
30 - 39 years	68.0%, 34	24.0%, 12	6.0%, 3	0.0%, 0	2.0%, 1
40 - 49 years	64.2%, 34	24.5%, 13	1.9%, 1	7.5%, 4	1.9%, 1
50 - 59 years	70.6%, 12	23.5%, 4	5.9%, 1	0.0%, 0	0.0%, 0
60 years or over	55.6%, 5	22.2%, 2	0.0%, 0	22.2%, 2	0.0%, 0
Prefer not to answer	0.0%, 0	0.0%, 0	0.0%, 0	0.0%, 0	0.0%, 0

Please select your AGE GROUP:

by

How strongly would you agree or disagree with the Council LEAVING THINGS AS THEY ARE NOW:

	Agree a lot	Agree a little	Neutral	Disagree a little	Disagree a lot
18 - 19 years	33.3%, 2	0.0%, 0	33.3%, 2	16.7%, 1	16.7%, 1
20 - 29 years	0.0%, 0	0.0%, 0	30.0%, 3	40.0%, 4	30.0%, 3
30 - 39 years	4.0%, 2	14.0%, 7	24.0%, 12	18.0%, 9	40.0%, 20
40 - 49 years	7.5%, 4	11.3%, 6	11.3%, 6	28.3%, 15	41.5%, 22
50 - 59 years	5.9%, 1	0.0%, 0	11.8%, 2	23.5%, 4	58.8%, 10
60 years or over	0.0%, 0	22.2%, 2	0.0%, 0	11.1%, 1	66.7%, 6
Prefer not to answer	0.0%, 0	0.0%, 0	0.0%, 0	0.0%, 0	0.0%, 0

Please select your AGE GROUP:

by

Can you suggest any other options as to what the Council could be doing to deal with the antisocial behaviour occurring in parts of the City?

	YES	NO
18 - 19 years	33.3%, 2	66.7%, 4
20 - 29 years	30.0%, 3	70.0%, 7
30 - 39 years	28.0%, 14	72.0%, 36
40 - 49 years	35.8%, 19	64.2%, 34
50 - 59 years	23.5%, 4	76.5%, 13
60 years or over	55.6%, 5	44.4%, 4
Prefer not to answer	0.0%, 0	0.0%, 0

Please select your AGE GROUP:

by

Thinking now about Town Centre areas (including bus stops and train stations), please tell us how much you agree or disagree with liquor bans at TOWN CENTRES during DAYLIGHT HOURS?

	Agree a lot	Agree a little	Neutral	Disagree a little	Disagree a lot
18 - 19 years	50.0%, 3	33.3%, 2	0.0%, 0	0.0%, 0	16.7%, 1
20 - 29 years	80.0%, 8	0.0%, 0	20.0%, 2	0.0%, 0	0.0%, 0
30 - 39 years	80.0%, 40	16.0%, 8	4.0%, 2	0.0%, 0	0.0%, 0
40 - 49 years	73.6%, 39	17.0%, 9	1.9%, 1	5.7%, 3	1.9%, 1
50 - 59 years	88.2%, 15	5.9%, 1	5.9%, 1	0.0%, 0	0.0%, 0
60 years or over	77.8%, 7	22.2%, 2	0.0%, 0	0.0%, 0	0.0%, 0
Prefer not to answer	0.0%, 0	0.0%, 0	0.0%, 0	0.0%, 0	0.0%, 0

Please select your AGE GROUP:

by

Please tell us how much you agree or disagree with liquor bans at TOWN CENTRES in EVENINGS, SAY TILL 9PM?

	Agree a lot	Agree a little	Neutral	Disagree a little	Disagree a lot
18 - 19 years	50.0%, 3	33.3%, 2	0.0%, 0	0.0%, 0	16.7%, 1
20 - 29 years	80.0%, 8	20.0%, 2	0.0%, 0	0.0%, 0	0.0%, 0
30 - 39 years	58.0%, 29	28.0%, 14	6.0%, 3	4.0%, 2	4.0%, 2
40 - 49 years	62.3%, 33	22.6%, 12	3.8%, 2	7.5%, 4	3.8%, 2
50 - 59 years	70.6%, 12	5.9%, 1	17.6%, 3	5.9%, 1	0.0%, 0
60 years or over	66.7%, 6	33.3%, 3	0.0%, 0	0.0%, 0	0.0%, 0
Prefer not to answer	0.0%, 0	0.0%, 0	0.0%, 0	0.0%, 0	0.0%, 0

Please select your AGE GROUP:

by

Please tell us how much you agree or disagree with liquor bans at TOWN CENTRES AT NIGHT, say between 9PM AND 9AM?

	Agree a lot	Agree a little	Neutral	Disagree a little	Disagree a lot
18 - 19 years	66.7%, 4	0.0%, 0	33.3%, 2	0.0%, 0	0.0%, 0
20 - 29 years	70.0%, 7	10.0%, 1	20.0%, 2	0.0%, 0	0.0%, 0
30 - 39 years	64.0%, 32	20.0%, 10	12.0%, 6	0.0%, 0	4.0%, 2
40 - 49 years	62.3%, 33	15.1%, 8	13.2%, 7	7.5%, 4	1.9%, 1
50 - 59 years	76.5%, 13	5.9%, 1	11.8%, 2	5.9%, 1	0.0%, 0
60 years or over	88.9%, 8	11.1%, 1	0.0%, 0	0.0%, 0	0.0%, 0
Prefer not to answer	0.0%, 0	0.0%, 0	0.0%, 0	0.0%, 0	0.0%, 0

Please select your AGE GROUP:

by

Regarding liquor bans in the TOWN CENTRES, would you like the bans in Town Centres to be in effect during which periods? (Multi-Select)

	In summer months only	On public holidays & long weekends only	At all times of the year	Don't know	Do not support liquor bans in Town Centres
18 - 19 years	16.7%, 1	16.7%, 1	66.7%, 4	0.0%, 0	0.0%, 0
20 - 29 years	20.0%, 2	20.0%, 2	40.0%, 4	20.0%, 2	0.0%, 0
30 - 39 years	25.8%, 16	24.2%, 15	48.4%, 30	1.6%, 1	0.0%, 0
40 - 49 years	13.8%, 8	19.0%, 11	55.2%, 32	6.9%, 4	5.2%, 3
50 - 59 years	5.9%, 1	0.0%, 0	88.2%, 15	5.9%, 1	0.0%, 0
60 years or over	11.1%, 1	0.0%, 0	66.7%, 6	22.2%, 2	0.0%, 0
Prefer not to answer	0.0%, 0	0.0%, 0	0.0%, 0	0.0%, 0	0.0%, 0

Please select your AGE GROUP:

by

Thinking now about Parks, please tell us how much you agree or disagree with liquor bans in PARKS during DAYLIGHT HOURS?

	Agree a lot	Agree a little	Neutral	Disagree a little	Disagree a lot
18 - 19 years	83.3%, 5	16.7%, 1	0.0%, 0	0.0%, 0	0.0%, 0
20 - 29 years	90.0%, 9	10.0%, 1	0.0%, 0	0.0%, 0	0.0%, 0
30 - 39 years	78.0%, 39	14.0%, 7	2.0%, 1	4.0%, 2	2.0%, 1
40 - 49 years	69.8%, 37	13.2%, 7	5.7%, 3	7.5%, 4	3.8%, 2
50 - 59 years	64.7%, 11	23.5%, 4	5.9%, 1	5.9%, 1	0.0%, 0
60 years or over	55.6%, 5	33.3%, 3	0.0%, 0	11.1%, 1	0.0%, 0
Prefer not to answer	0.0%, 0	0.0%, 0	0.0%, 0	0.0%, 0	0.0%, 0

Please select your AGE GROUP:

by

Please tell us how much you agree or disagree with liquor bans at PARKS in EVENINGS, SAY TILL 9PM?

	Agree a lot	Agree a little	Neutral	Disagree a little	Disagree a lot
18 - 19 years	50.0%, 3	16.7%, 1	33.3%, 2	0.0%, 0	0.0%, 0
20 - 29 years	90.0%, 9	0.0%, 0	10.0%, 1	0.0%, 0	0.0%, 0
30 - 39 years	66.0%, 33	20.0%, 10	2.0%, 1	8.0%, 4	4.0%, 2
40 - 49 years	73.6%, 39	13.2%, 7	0.0%, 0	9.4%, 5	3.8%, 2
50 - 59 years	64.7%, 11	23.5%, 4	5.9%, 1	5.9%, 1	0.0%, 0
60 years or over	44.4%, 4	55.6%, 5	0.0%, 0	0.0%, 0	0.0%, 0
Prefer not to answer	0.0%, 0	0.0%, 0	0.0%, 0	0.0%, 0	0.0%, 0

Please select your AGE GROUP:

by

Please tell us how much you agree or disagree with liquor bans at PARKS AT NIGHT, say between 9PM AND 9AM?

	Agree a lot	Agree a little	Neutral	Disagree a little	Disagree a lot
18 - 19 years	33.3%, 2	33.3%, 2	16.7%, 1	0.0%, 0	16.7%, 1
20 - 29 years	80.0%, 8	0.0%, 0	10.0%, 1	10.0%, 1	0.0%, 0
30 - 39 years	88.0%, 44	6.0%, 3	2.0%, 1	4.0%, 2	0.0%, 0
40 - 49 years	79.2%, 42	5.7%, 3	3.8%, 2	7.5%, 4	3.8%, 2
50 - 59 years	88.2%, 15	5.9%, 1	0.0%, 0	5.9%, 1	0.0%, 0
60 years or over	66.7%, 6	33.3%, 3	0.0%, 0	0.0%, 0	0.0%, 0
Prefer not to answer	0.0%, 0	0.0%, 0	0.0%, 0	0.0%, 0	0.0%, 0

Please select your AGE GROUP:

by

Regarding liquor bans in PARKS, would you like the bans to be in effect during which periods?
(Multi-Select)

	In summer months only	On public holidays & long weekends only	At all times of the year	Don't know	Do not support liquor bans in Parks
18 - 19 years	57.1%, 4	14.3%, 1	28.6%, 2	0.0%, 0	0.0%, 0
20 - 29 years	10.0%, 1	10.0%, 1	50.0%, 5	30.0%, 3	0.0%, 0
30 - 39 years	28.3%, 17	18.3%, 11	50.0%, 30	1.7%, 1	1.7%, 1
40 - 49 years	9.8%, 6	16.4%, 10	65.6%, 40	1.6%, 1	6.6%, 4
50 - 59 years	17.6%, 3	5.9%, 1	64.7%, 11	5.9%, 1	5.9%, 1
60 years or over	11.1%, 1	0.0%, 0	66.7%, 6	22.2%, 2	0.0%, 0
Prefer not to answer	0.0%, 0	0.0%, 0	0.0%, 0	0.0%, 0	0.0%, 0

Please select your AGE GROUP:

by

Thinking now about Beaches, please tell us how much you agree or disagree with liquor bans at BEACHES during DAYLIGHT HOURS?

	Agree a lot	Agree a little	Neutral	Disagree a little	Disagree a lot
18 - 19 years	33.3%, 2	33.3%, 2	0.0%, 0	0.0%, 0	33.3%, 2
20 - 29 years	100.0%, 10	0.0%, 0	0.0%, 0	0.0%, 0	0.0%, 0
30 - 39 years	52.0%, 26	24.0%, 12	6.0%, 3	10.0%, 5	8.0%, 4
40 - 49 years	54.7%, 29	7.5%, 4	15.1%, 8	17.0%, 9	5.7%, 3
50 - 59 years	64.7%, 11	23.5%, 4	0.0%, 0	11.8%, 2	0.0%, 0
60 years or over	66.7%, 6	22.2%, 2	11.1%, 1	0.0%, 0	0.0%, 0
Prefer not to answer	0.0%, 0	0.0%, 0	0.0%, 0	0.0%, 0	0.0%, 0

Please select your AGE GROUP:

by

Please tell us how much you agree or disagree with liquor bans at BEACHES in EVENINGS, SAY TILL 9PM?

	Agree a lot	Agree a little	Neutral	Disagree a little	Disagree a lot
18 - 19 years	50.0%, 3	16.7%, 1	0.0%, 0	0.0%, 0	33.3%, 2
20 - 29 years	90.0%, 9	0.0%, 0	0.0%, 0	10.0%, 1	0.0%, 0
30 - 39 years	58.0%, 29	20.0%, 10	8.0%, 4	8.0%, 4	6.0%, 3
40 - 49 years	52.8%, 28	20.8%, 11	11.3%, 6	9.4%, 5	5.7%, 3
50 - 59 years	58.8%, 10	29.4%, 5	5.9%, 1	5.9%, 1	0.0%, 0
60 years or over	55.6%, 5	22.2%, 2	11.1%, 1	0.0%, 0	11.1%, 1
Prefer not to answer	0.0%, 0	0.0%, 0	0.0%, 0	0.0%, 0	0.0%, 0

Please select your AGE GROUP:

by

Please tell us how much you agree or disagree with liquor bans at BEACHES AT NIGHT, say between 9PM AND 9AM?

	Agree a lot	Agree a little	Neutral	Disagree a little	Disagree a lot
18 - 19 years	50.0%, 3	0.0%, 0	33.3%, 2	0.0%, 0	16.7%, 1
20 - 29 years	80.0%, 8	0.0%, 0	10.0%, 1	10.0%, 1	0.0%, 0
30 - 39 years	76.0%, 38	14.0%, 7	8.0%, 4	0.0%, 0	2.0%, 1
40 - 49 years	71.7%, 38	17.0%, 9	1.9%, 1	7.5%, 4	1.9%, 1
50 - 59 years	76.5%, 13	17.6%, 3	5.9%, 1	0.0%, 0	0.0%, 0
60 years or over	55.6%, 5	22.2%, 2	22.2%, 2	0.0%, 0	0.0%, 0
Prefer not to answer	0.0%, 0	0.0%, 0	0.0%, 0	0.0%, 0	0.0%, 0

Please select your AGE GROUP:

by

Regarding liquor bans at BEACHES, would you like bans to be in effect during which periods?

(Multi-Select)

	In summer months only	On public holidays & long weekends only	At all times of the year	Don't know	Do not support liquor bans in Beaches
18 - 19 years	0.0%, 0	33.3%, 2	33.3%, 2	16.7%, 1	16.7%, 1
20 - 29 years	10.0%, 1	0.0%, 0	60.0%, 6	30.0%, 3	0.0%, 0
30 - 39 years	23.7%, 14	20.3%, 12	45.8%, 27	5.1%, 3	5.1%, 3
40 - 49 years	16.1%, 10	14.5%, 9	54.8%, 34	4.8%, 3	9.7%, 6
50 - 59 years	17.6%, 3	5.9%, 1	64.7%, 11	5.9%, 1	5.9%, 1
60 years or over	10.0%, 1	0.0%, 0	60.0%, 6	30.0%, 3	0.0%, 0
Prefer not to answer	0.0%, 0	0.0%, 0	0.0%, 0	0.0%, 0	0.0%, 0

Which area or SUBURB of Waitakere City do you live in or closest to?

by

Please select your AGE GROUP:

	18 - 19 years	20 - 29 years	30 - 39 years	40 - 49 years	50 - 59 years	60 years or over	Prefer not to answer
Cornwallis	0.0%, 0	0.0%, 0	0.0%, 0	0.0%, 0	0.0%, 0	0.0%, 0	0.0%, 0
French Bay	0.0%, 0	0.0%, 0	0.0%, 0	0.0%, 0	0.0%, 0	0.0%, 0	0.0%, 0
Glen Eden	0.0%, 0	8.3%, 1	66.7%, 8	16.7%, 2	8.3%, 1	0.0%, 0	0.0%, 0
Glendene	9.1%, 1	9.1%, 1	36.4%, 4	45.5%, 5	0.0%, 0	0.0%, 0	0.0%, 0
Green Bay	0.0%, 0	0.0%, 0	0.0%, 0	0.0%, 0	0.0%, 0	0.0%, 0	0.0%, 0
Henderson	5.4%, 2	8.1%, 3	43.2%, 16	27.0%, 10	5.4%, 2	10.8%, 4	0.0%, 0
Herald Island	0.0%, 0	0.0%, 0	0.0%, 0	0.0%, 0	0.0%, 0	100.0%, 1	0.0%, 0
Hobsonville	0.0%, 0	0.0%, 0	0.0%, 0	0.0%, 0	50.0%, 1	50.0%, 1	0.0%, 0
Huia	0.0%, 0	0.0%, 0	0.0%, 0	100.0%, 1	0.0%, 0	0.0%, 0	0.0%, 0
Karekare	0.0%, 0	0.0%, 0	0.0%, 0	0.0%, 0	0.0%, 0	0.0%, 0	0.0%, 0
Kelson	0.0%, 0	0.0%, 0	0.0%, 0	100.0%, 1	0.0%, 0	0.0%, 0	0.0%, 0
Laingholm	0.0%, 0	0.0%, 0	100.0%, 1	0.0%, 0	0.0%, 0	0.0%, 0	0.0%, 0
Massey	0.0%, 0	8.3%, 1	16.7%, 2	58.3%, 7	16.7%, 2	0.0%, 0	0.0%, 0
New Lynn	0.0%, 0	28.6%, 2	0.0%, 0	42.9%, 3	28.6%, 2	0.0%, 0	0.0%, 0
Don't know / Other	0.0%, 0	0.0%, 0	0.0%, 0	100.0%, 1	0.0%, 0	0.0%, 0	0.0%, 0

Survey

Interviewer Recruitment Introduction – completed throughout the Fireworks display area, approaching those appearing 18 yrs or over who live in Waitakere City.

“My name is _____ from TouchPoll. The Waitakere City Council is interested in your feedback for ‘Safety near Waitakere town centres, parks, etc’. The survey is done via a touch screen and it would take you approximately 3 minutes to complete. We need to talk to people who live within Waitakere City and who are 18 years or older. Are you over 18 yrs and live within Waitakere City? (If Yes, continue)

We would really appreciate your feedback – do you have time to complete the survey for us?”

Start Screen

Thank you for providing feedback for Waitakere City Council. The survey is anonymous.
Please press ‘start’ to proceed.

Q1: How did you HEAR about the Fireworks Display? Select all that apply – then press ‘Continue’

1. Radio
2. Television
3. New Zealand Herald
4. Local community newspaper
5. Road-side sign
6. Waitakere City Council website
7. Friends / family / word of mouth
8. Poster
9. Flyer
10. Just saw it happening
11. Other
12. None of these

Q.2 Who have you attended this event with today? Select all that apply – then press ‘Continue’

1. By myself / alone
2. With a partner / spouse
3. With children / grandchildren
4. With parents / grandparents
5. With extended family
6. With a friend
7. With a group of friends
8. With an organised group
9. Other

Q3: How did you TRAVEL to today’s event?

1. Private Car
2. Taxi
3. Train
4. Public Bus
5. Charter Bus
6. Bicycle
7. Motorbike
8. Walked
9. Other

Q4: If FREE SHUTTLES were available from public transport hubs like Henderson to events such as this, would you use them?

1. Yes
2. No
3. Don’t know

Q5: Were you aware that Waitakere City Council is a major funder of this event?

1. Yes
2. No

Q6: INFO SCREEN:

We would like you to think now about living in Waitakere City. In previous surveys of residents concern was expressed about antisocial behaviour, especially after drinking in various places in Waitakere City. The Waitakere Council is considering a range of options on dealing with these sorts of problems, and we would like to hear the opinions of people like you on these.

On the following screens you will see a number of options which Council may consider. We would like to know if you AGREE or DISAGREE with the following. (Please press 'Continue' to proceed)

Q.7 How strongly would you agree or disagree with Waitakere City PUTTING MORE LIGHTING IN PUBLIC PLACES

1. Agree a lot
2. Agree a little
3. Neutral
4. Disagree a little
5. Disagree a lot

Q.8 How strongly would you agree or disagree with Waitakere City APPEALING TO CENTRAL GOVERNMENT (??) FOR MORE POLICE RESOURCES

1. Agree a lot
2. Agree a little
3. Neutral
4. Disagree a little
5. Disagree a lot

Q.9 How strongly would you agree or disagree with Waitakere City INTRODUCING LIQUOR BANS AT CERTAIN TIMES IN KNOWN PROBLEM AREAS

1. Agree a lot
2. Agree a little
3. Neutral
4. Disagree a little
5. Disagree a lot

Q.10 How strongly would you agree or disagree with Waitakere City CONTROLLING WHERE LIQUOR OUTLETS ARE LOCATED

1. Agree a lot
2. Agree a little
3. Neutral
4. Disagree a little
5. Disagree a lot

Q.11 How strongly would you agree or disagree with Waitakere City LIMITING THE HOURS OF OPERATION OF LIQUOR OUTLETS

1. Agree a lot
2. Agree a little
3. Neutral
4. Disagree a little
5. Disagree a lot

Q.12 How strongly would you agree or disagree with Waitakere City INCREASING PUBLIC EDUCATION OF LIQUOR (ie public education about how to use alcohol more responsibly and limiting it's irresponsible use)

1. Agree a lot
2. Agree a little
3. Neutral
4. Disagree a little
5. Disagree a lot

Q.13 How strongly would you agree or disagree with Waitakere City FUNDING MORE CLOSED CIRCUIT TELEVISIONS IN PROBLEM AREAS

1. Agree a lot
2. Agree a little
3. Neutral
4. Disagree a little
5. Disagree a lot

Q.14 How strongly would you agree or disagree with Waitakere City FUNDING MORE PRIVATE SECURITY PATROLS OF PROBLEM AREAS

1. Agree a lot
2. Agree a little
3. Neutral
4. Disagree a little
5. Disagree a lot

Q.15 How strongly would you agree or disagree with Waitakere City LEAVING THINGS AS THEY ARE (ie not doing anything different than is being done now)

1. Agree a lot
2. Agree a little
3. Neutral
4. Disagree a little
5. Disagree a lot

Q.16 Can you suggest any other options as to what Waitakere City Council could be doing to deal with the antisocial behaviour occurring in parts of the City?

1. Yes (Go to Q.17)
2. No (Go to Q.18)

Q.17 Please enter your comments then press 'Continue'

Verbatim Keyboard (then go to Q18)

Q18: INFO SCREEN: There is some discussion about introducing liquor bans in certain places at certain times of the years, and at certain times of the day. Liquor bans focus only on drinking, and doesn't stop people buying alcohol or carrying it through those areas in closed containers. Under-age drinking in public places is forbidden at all times anyway.

We would like to understand your opinions around potential liquor bans in three different areas (Town Centres, Parks & Beaches) at three different times of the day. Town Centres are the local Waitakere City shopping/business areas such as; Henderson, New Lynn, Te Atatu, Titirangi, Massey / Westgate.

For the next few questions, please carefully consider the location and time of each question before answering.

Please press 'Continue' to proceed

Q.19 Thinking now about Town Centre areas (including bus stops and train stations), please tell us how much you agree or disagree with liquor bans at TOWN CENTRES during DAYLIGHT hours'?

1. Agree a lot
2. Agree a little
3. Neutral
4. Disagree a little
5. Disagree a lot

Q.20 Please tell us how much you agree or disagree with liquor bans at TOWN CENTRES IN EVENINGS, SAY TILL 9PM'?

1. Agree a lot
2. Agree a little
3. Neutral
4. Disagree a little
5. Disagree a lot

Q.21 Please tell us how much you agree or disagree with liquor bans at TOWN CENTRES AT NIGHT, say between 9PM AND 9AM'?

1. Agree a lot
2. Agree a little
3. Neutral
4. Disagree a little
5. Disagree a lot

Q.22 Regarding liquor bans in the 'TOWN CENTERS', would you like the bans in 'Town Centres' to be in effect during which periods? Select all that apply, then press 'Continue'

1. In summer months only
2. On public holidays and long weekends only
3. At all times of the year
4. Don't Know
5. Do not support liquor bans in Town Centres

Q.23 Thinking now specifically about Parks. Please tell us how much you agree or disagree with liquor bans at PARKS during DAYLIGHT HOURS?

1. Agree a lot
2. Agree a little
3. Neutral
4. Disagree a little
5. Disagree a lot

Q.24 Please tell us how much you agree or disagree with liquor bans at PARKS in evenings, say TILL 9PM?

1. Agree a lot
2. Agree a little
3. Neutral
4. Disagree a little
5. Disagree a lot

Q.25 Please tell us how much you agree or disagree with liquor bans at PARKS at night, say between 9PM AND 9AM?

1. Agree a lot
2. Agree a little
3. Neutral
4. Disagree a little
5. Disagree a lot

Q.26 Regarding liquor bans in the 'PARKS', would you like the bans in 'Parks' to be in effect during which periods? Select all that apply, then press 'Continue'

1. In summer months only
2. On public holidays and long weekends only
3. At all times of the year
4. Don't Know
5. Do not support liquor bans in Parks

Q.27 Thinking now specifically about BEACHES. Please tell us how much you agree or disagree with liquor bans at BEACHES during DAYLIGHT HOURS?

1. Agree a lot
2. Agree a little
3. Neutral
4. Disagree a little
5. Disagree a lot

Q.28 Please tell us how much you agree or disagree with liquor bans at BEACHES IN EVENINGS, SAY TILL 9PM?

1. Agree a lot
2. Agree a little
3. Neutral
4. Disagree a little
5. Disagree a lot

Q.29 Please tell us how much you agree or disagree with liquor bans at BEACHES AT NIGHT, say between 9PM AND 9AM?

1. Agree a lot
2. Agree a little
3. Neutral
4. Disagree a little
5. Disagree a lot

Q.30 Regarding liquor bans at 'BEACHES', would you like the bans at 'Beaches' to be in effect during which periods? Select all that apply, then press 'Continue'

1. In summer months only
2. On public holidays and long weekends only
3. At all times of the year
4. Don't Know
5. Do not support liquor bans in Beaches

Q.31 Do you have any further comments at all about the use of liquor bans?

1. Yes (Go to Q 32)
2. No

Q32: Please enter your comments regarding the use of liquor bans: (then press 'Continue')

Verbatim Keyboard

Q.33 Please select your GENDER:

1. Female
2. Male

Q.34 Please select the letter for the area within Waitakere City that you live;

1. A – N (Go to Q35)
2. O – Z (Go to Q36)

Q35 Which area or SUBURB of Waitakere City do you live in or closest to?

1. Cornwallis
2. French Bay
3. Glen Eden
4. Glendene
5. Greenbay
6. Henderson
7. Herald Island
8. Hobsonville
9. Huia
10. KareKare
11. Kelston
12. Laingholm
13. Massey
14. New Lynn
15. Don't know / Other

Q36: Which area or SUBURB of Waitakere City do you live in or closest to?

1. Oratia
2. Parau
3. Piha
4. Ranui
5. Royal Heights
6. Sunnyvale
7. Swanson
8. Te Atatu Peninsula
9. Te Atatu South
10. Titirangi
11. Waiatarua
12. Waitakere
13. West Harbour
14. Whenuapai
15. Don't know / Other

Q.37 Please select your AGE GROUP:

1. 18 – 19 years
2. 20 – 29 years
3. 30 – 39 years
4. 40 – 49 years
5. 50 – 59 years
6. 60 years or over
7. Prefer not to answer

Q.38 What is your primary employment status? Select all that apply, then press 'Continue'

1. Full time
2. Part time
3. Student
4. Retired
5. Unemployed
6. Parenting
7. Casual

Thank You Screen Thank you very much for taking the time to provide feedback for Waitakere City Council.



Background Overview On TouchPoll:

TouchPoll Auckland is an authorised business partner for TouchPoll, Inc., and is managed by Michelle Kapinga, who joined TouchPoll in 2003. TPI World Headquarters are located in Winter Park, Florida and has over 30 licensed distributors around the world, including New Zealand.

Within New Zealand the TouchPoll system has primarily been used in the field of intercept market research where respondents simply touch their answers directly onto a Touch Screen Computer and results are automatically tabulated replacing traditional paper based surveys. The system has been used to assist in collecting a variety of information including:

- Testing a new product or idea
- Evaluation of overall consumer experience
- Evaluation of employment satisfaction
- Analysing advertising effectiveness
- Economic impact of an event
- Planning for future events
- Understanding a respondents perceptions on a given set of issues



TouchPoll has been commissioned to manage research projects spanning many sectors within the New Zealand environment including healthcare, government, technology, retail, conferencing, special events, travel, tourism, trade shows, exit surveys and many more.

TouchPoll is a combination next generation software and touch-screen computer system providing an efficient survey tool. The TouchPoll system allows easy customisation of questions tailored to gathering specific information relevant to a business or organisation.

Customised questions are presented to respondents via touch screen hardware and proprietary software. Each respondent answers questions by “touching” their own response. People of all demographic groups walk up to the screen and anonymously touch answers to probing questions including those generally hard-to-survey such as the elderly and high-income earners. Due to the interactive nature of the TouchPoll research system it is fun for the respondent to use and provides instant results. Survey results are automatically calculated in seconds and are available in various reporting formats.

TouchPoll are members of the Market Research Society of New Zealand (MRSNZ) and adhere to the Code of Practice of the Market Research Society.