


**Ceramco Park Skate Park Consultation
Study**

**Visitor Solutions ©
2002**

A1



Acknowledgements

Visitor Solutions would like to acknowledge the help of staff and students at the following schools:

Glen Eden Primary School


Kaurilands Primary School

Konini Primary School

Glen Eden Intermediate School

Kelston Boys High School

Green Bay High School



Ceramco Park Skate Park Consultation

Introduction

Waitakere City Council is currently in the process of planning for the redevelopment of a skate facility at Ceramco Park. The parks previous skate facility was removed for health and safety reasons.

As part of the Councils commitment to community consultation and empowering local communities Visitor Solutions was contracted to undertake a small consultation study with the areas local youth skating community.

The main object of the study was to ascertain what type of facility youth skaters required (a mini ramp or a skate park) and what types of individual skate features were most important.

The study involved undertaking a questionnaire survey and running two focus groups.

Methodology

Questionnaire Survey

Waitakere City Council selected six schools to participate in the study. A total of 300 surveys were distributed, 50 per school. The participating Waitakere schools were:


- Glen Eden Primary School
- Kaurilands Primary School
- Konini Primary School
- Glen Eden Intermediate School
- Kelston Boys High School
- Green Bay High School

In each case a schools Deputy Principal organised for students who participated in skateboarding to fill out the self-completing questionnaire survey (Appendix 1). A total of 228 responses were received – a 76% response rate.

Focus Group Workshops

Two focus group workshops were conducted, one with a primary school (8-12 year old skaters) and one with a secondary school (13 –16 year old skaters).


The two participating schools were asked to assemble a group of 8-10 skaters who were prepared to participate in an activity based workshop. Once the preliminary survey data indicated a skate park was preferred the workshops were designed to focus



on skate parks. Participants were asked a number of questions to initiate discussion around the topic. For example, what makes a good skate park? What are the best skate park features? What makes a bad skate park?

The groups were then requested to design an ideal skate park in a portable sandpit using a variety of model 'skate park features'. The following instructions were issued to each of the groups.

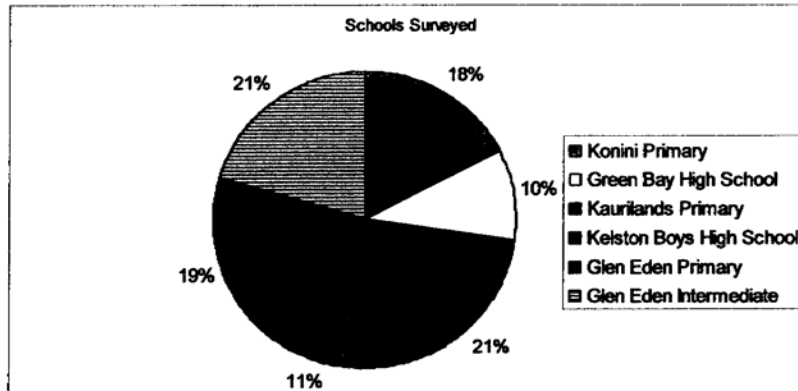
1. Design a skate park using the blocks and sand.
2. Shape the sand base first (pretending it is concrete).
3. Then place down the most important skate park feature.
4. Explain why this feature was placed first.
5. Then place the second most important feature.
6. Explain why this feature was placed second.
7. Repeat until all the features are used.
8. Then explain the total design.



Questionnaire Survey Results

The proportion of surveys returned by school varied between 10% and 21% (Figure 1). The lowest proportion of returned survey forms were from the two participation high schools Kelston Boys High and Green Bay High. A decreasing rate of survey completion with an increase in age was not unexpected.

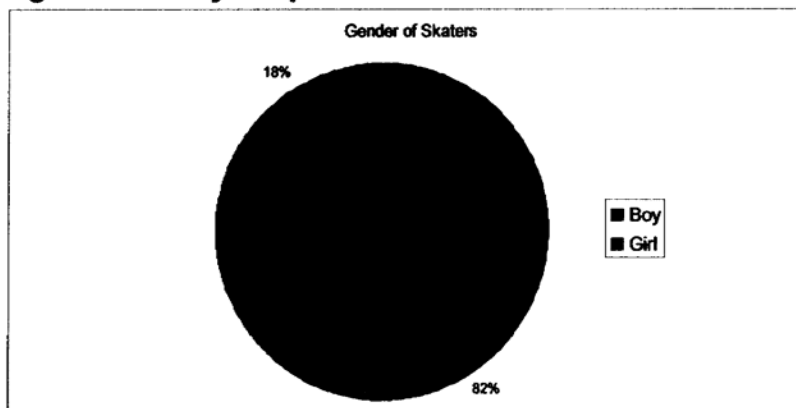
Figure 1: Proportion of Returned Survey Forms by School



Source: Survey Data

Eighty two percent of students surveyed were boys (Figure 2). This is in keeping with other skating surveys and participant observation studies, which have identified that the sport is largely male dominated with an active sub set of female participants.

Figure 2: Survey Respondents Gender

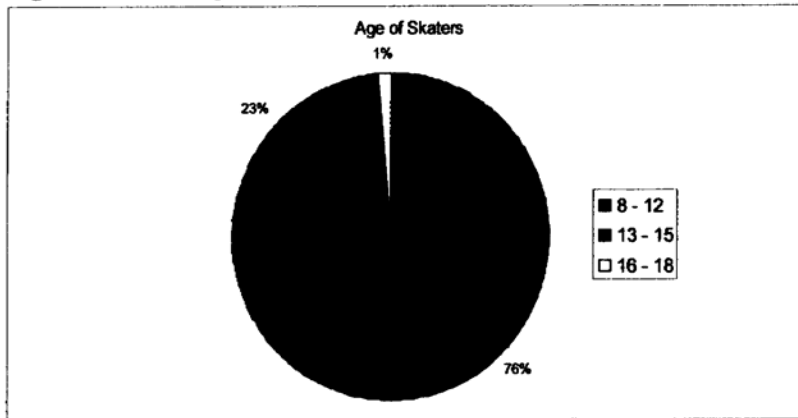


Source: Survey Data

Just over three quarters of the students surveyed were aged 8 to 12 years old (76%), 23% were aged 13 to 15 years old and just 1% were in the 16 to 18 age bracket (Figure 3).

The survey is skewed towards the preferences of younger skaters. This group is likely to be the core user of a local skate park as they are less mobile than older teenagers.

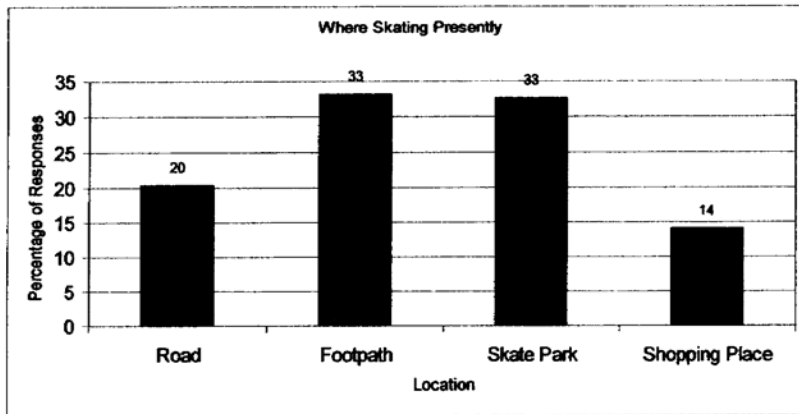
Figure 3: The Age of Respondents



Source: Survey Data.

Currently students are skateboarding an equal amount of the time on the footpath as they are at skate parks (33% each) (Figure 4). Road skating is undertaken by 20% of respondents. Students skate at shopping places less frequently (14% of respondents).

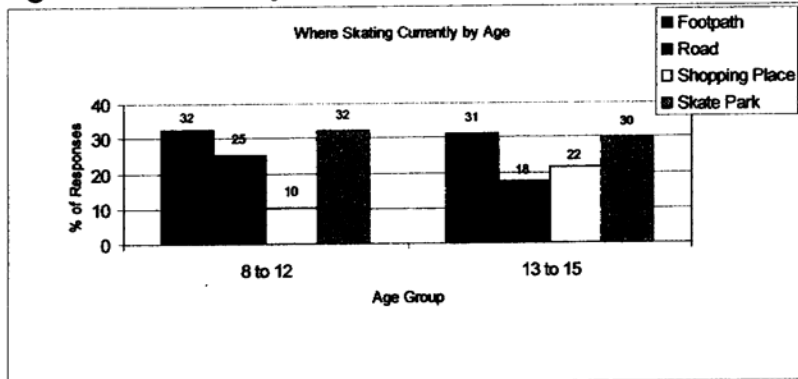
Figure 4: Areas Respondents Skate



Source: Survey Data.

The use of footpaths for skating is relatively consistent across the age groups (31% to 32%), while skate parks are as commonly used as footpaths for both 8 to 12 and 13 to 15 year olds (30% to 32%) (Figure 5). The 8 to 12 year olds are less likely to skate on the road at only 10%.

Figure 5: Areas Respondents Skate by Age

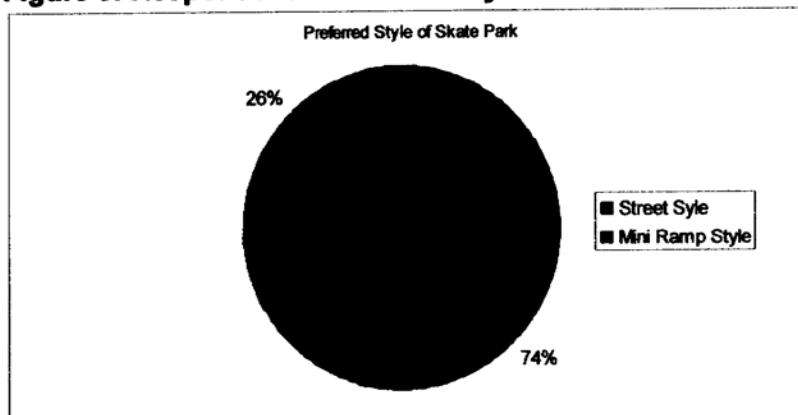


Source: Survey Data.

Note: The 16 to 18 year old age group was excluded due to a small sample size (3).

The majority of respondents (74%) preferred a street style skate park to be built at Ceramco Park (Figure 6).

Figure 6: Respondents Preferred Style of Skate Park

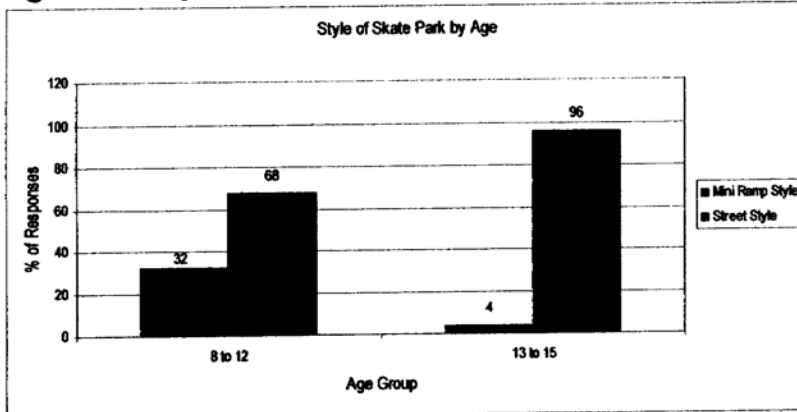


Source: Survey Data

Note: Ten surveys (4%) were returned with both the Street Style and Mini-ramp style options ticked on the survey form. These responses have been counted as a 'street style' response as this type of skate park design could incorporate elements of the mini-ramp style.

A strong preference is shown across all age groups for the street style skate park, particularly in the 13 to 15 age group (96%) (Figure 7).

Figure 7: Respondents Preferred Style of Skate Park by Age



Source: Survey Data.

Note: The 16 to 18 year old age group was excluded due to a small sample size (3).